

MAXI 1200

Welcome to an experience

The name "Maxi" has for decades been a synonym of well-built yachts which due to their high quality have ensured that the company has carved itself out a special reputation within the boating world. It has influenced the sailing leisure industry in many ways and stands for extraordinary quality and Scandinavian spirit. In terms of production Maxi represents a successful synthesis of advanced technology, modern production methods combined with traditional craftsmanship.

The new Maxi 1200 is a 38 feet, true Gentleman's Cruiser with the performance of a much bigger boat.

Clean and modern design, functionality, comfort and strong sporty spirit – our new Maxi 1200 has it all. Discover it and welcome to an experience.







Tapered mast
9/10 aluminium keel
stepped tapered mast

Two steering wheels
Combined with spacious and ergonomic cockpit give you an unique comfort and make boat easy to handle

Flush deck hatches
They make boat looking sporty and make it easier to move around on the deck

Jib sheets covers on the deck
To make sure you won't sit on the wet sheets ever again and having a clean deck

The real Gentelman's Cruiser



„With the new Maxi 1200 I wanted to create a boat which is safe and easy to sail. Her lines are clean and elegant, designed for cruising and performance sailing with family and friends. She is a real Gentleman's Cruiser and allows single handed sailing in all conditions. The cockpit layout is ergonomic and everything is where you expect it to be. Smart and comfortable are the words I would use to describe the interior, real Scandinavian charm. This boat stands for a new era of Maxi brand”.

Pelle Petterson

Strong and slim hull

Sporty, smooth and stylish lines make the boat very dynamic and beautiful





Single-handed sailing easy

„One of my big intentions with the 1200-model was to get away with all the heap of lines and sheets in the cockpit and on the cockpit floor and to get all the lines neatly stowed away. Mainsail sheets winch location is innovative and I ensure you, that this solution works really great. I've checked it on my own boat and I'm extremely satisfied”.

Pelle Petterson

Ergonomic skipper area

Two steering wheels for a greater view and better control. Comfortable open-closed seats and practical foot support under every angle. Double B&G display, close to each steering wheel and the central chartplotter.

Jib winches shifted back

Skipper has all the sheets beside. Sheets storage allows to keep the cockpit clean.





Central main sail winch

Reversible electric winch gives great main sail sheets control. There is also a sheet storage in the cockpit table to provide better order in cockpit while sailing.

Halyards storages

As the Pelle's aim was to keep the cockpit tidy, Maxi 1200 is provided with halyards storage places.





Durability you can trust

Maxi 1200 is a CE-A yacht. Hull and deck are laminated in vinylester resin and have sandwich laminate with PCV core. There are numerous carbon reinforcements along and across the hull and in the keel area. It gives the proper durability of the hull and provide the strong mounting for the keel and mast.

So leave your warm and safe marina behind and experience some adventure. Whatever you wish and dream – ocean expedition or regatta - - your Maxi 1200 will meet your expectation and take you safe back home.

Maxi 1200 is equipped with the gear we trust.

 SELDÉN

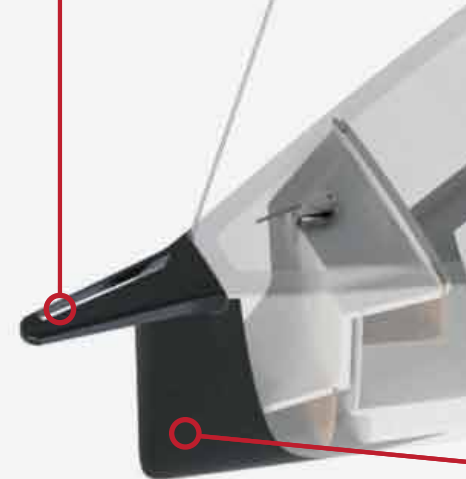
LEWMAR®



VOLVO

Carbon bowsprit

Stronger and integrated with anchor roll and gennaker, attachment (option)



Strengthened chainplates

The rig attachment area is always exposed to high force. Maxi 1200 chainplates are strengthened with extra laminate resin and carbon fibres

Keel grillage

structure reinforced with carbon

Rudder fitting

connected with carbon frame

Mast step

set on the keel grillage structure

Hull liner drainage

Integrated system of water control and it's movement to the water pump from every place under the floor.

Solid keel setting

Carbon fibres reinforcements

The hull is strengthen with carbon fibres along and across. Carbon bands merge all the elements important for the final rigidity and durability of the hull and its devices.

What makes the boat strong and safe?

At Maxi we know the answer: good design, construction, technology and the durable materials.





Scandinavian cleanliness

TONY CASTRO DESIGN



„When it comes to Maxi 1200 interior design, my aim was to bring that kind of Scandinavian cleanliness, which is fresh and not pretentious.

Maxi 1200 interior is clean and noble, made with the high quality materials”.

Tony Castro

Smart solutions

„I've put a lot of effort so that Maxi 1200 is highly usable boat, both at sea and in the marina. The electrical extractor hood in galley or the seat that turns into the navigation area are just the two of many smart solutions you will find under the deck.

I'm sure the customers will also appreciate the generous standard equipment of Maxi 1200. It is complete and high level”.

Tony Castro





Comfort and style



„Front and aft cabins are designed to maintain a true relax. Light, pastel colors, comfortable cushions and plenty of storage place will meet your expectations in all conditions. The natural teak wood gives the interior an elegant, but cosy style“.

Tony Castro





Modern head

„The Maxi 1200 head is a pure Swedish design that is good looking and made with natural materials. Separate shower unit and the wet-locker give the crew a true comfort and are very practical at sea. The eye catching semi-transparent door, wood and marble will make you feel like home“.

Tony Castro





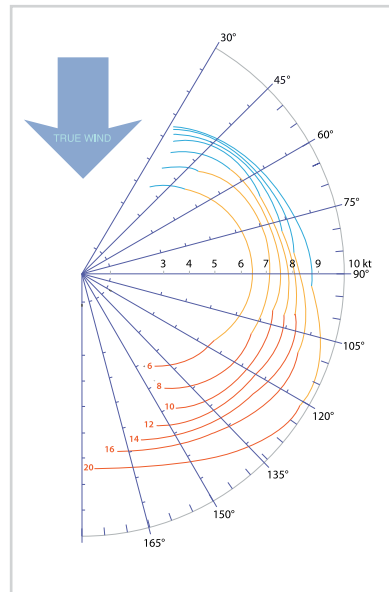
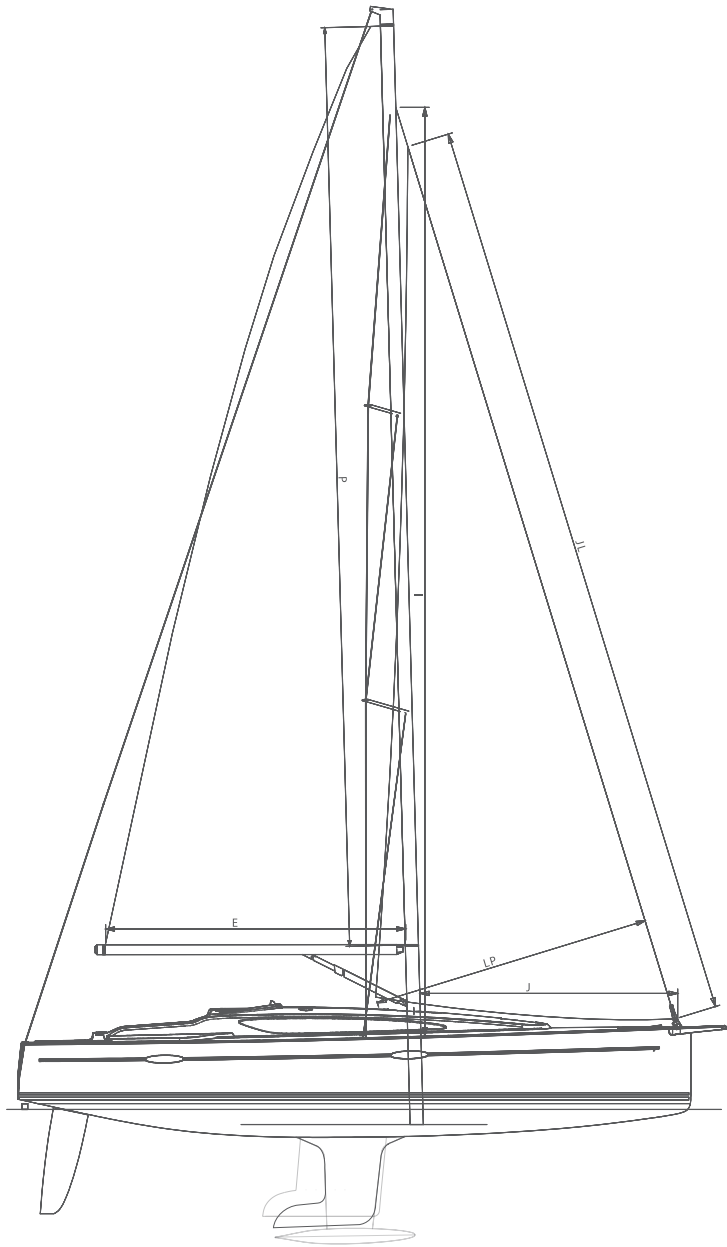
Layouts & Data



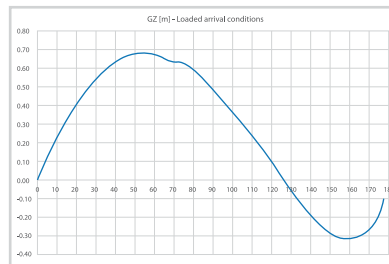
2 cabins layout



3 cabins layout



Polar diagram of the sail performance




Curve of statical stability

Maxi 1200 specifications

Keel options	T-bulb / L-Standard / L-Shallow	
LOA	12,16 m	39,90 ft
Lh	11,56 m	37,89 ft
LWL	10,60 m	34,78 ft
Beam	3,75 m	12,30 ft
Draft	2,32 / 2,00 / 1,75 m	7,22 / 6,56 / 5,74 ft
Displacement*	7,30 t	16.094 lbs
Ballast	2,50 t	5,512 lbs
Engine	Volvo D1-30 28hp	
Fuel tank	150 l	32,99 Gal
Fresh water	260 l	57,19 Gal
Waste tank	60 l	13,2 Gal
Main sail	46,50 m ²	500,57 ft ²
Jib (108%)	37,50 m ²	403,69 ft ²
Whole sail area	84,00 m ²	904,26 ft ²
I	15,95 m	52,33 ft
J	4,42 m	14,50 ft
P	15,78 m	51,77 ft
E	5,15 m	16,89 ft
CE category	A, 8 person	
Designer	Pelle Petterson	
Interior design	Tony Castro	


* for standard equipment



MAXI YACHTS

Welcome to an experience

Contact your local Maxi Yachts dealer



This brochure is not contractual. Boat illustrations may not correspond with the true object and have different equipment than shown.
Colors and factures of joinery may vary in the target sailboat.